



To All Lamborghini Dealers and Licensed Service Point.
From After Sales Department.
Subject Engine Crossbar Spacer Installation
Group 07.01.00
Date 27/07/12
Pages 5

Subject

Installation of engine crossbar.

Model

Aventador LP 700 My 2012 from Vin CLA00091 to CLA00922

Warning: some vehicles included in this VIN range may not be affected, so check carefully on the Lamborghini WEB Portal (at the section named VIN Info) if the cars in your workshop or in your eventual stock are effectively affected before performing any other operation.

Information to the field

As a continuous product monitoring, Automobili Lamborghini Spa has found that in rare cases and under really extreme usage conditions a slight noise might be heard coming from engine bay.

Field solution

Install spacer on engine crossbar.

Spare parts

P/N	Desc.	Q
N10761201	- Rubber spacer	2

The information and procedures published below are strictly confidential and intended exclusively for authorized operators and individuals. All copyrights are the property of Automobili Lamborghini S.p.A based on copyright law. The company reserves the right to make updates and modifications. The reprinting, reproduction, forwarding to unauthorized people and/or to third parties and partial or entire translation thereof are prohibited without written authorization from Automobili Lamborghini S.p.A.




Warranty Claim data

The warranty reimbursement request for this rework action will be managed by the following standard Warranty Claim procedures.

Campaign Code: L834-A05.12
Campaign Description: Engine crossbar installation.
Cost Code: 50
Component Code: CCA0512
Trouble Code: 220
Labour Code: CCA0512100
Labour Time: 0,50h


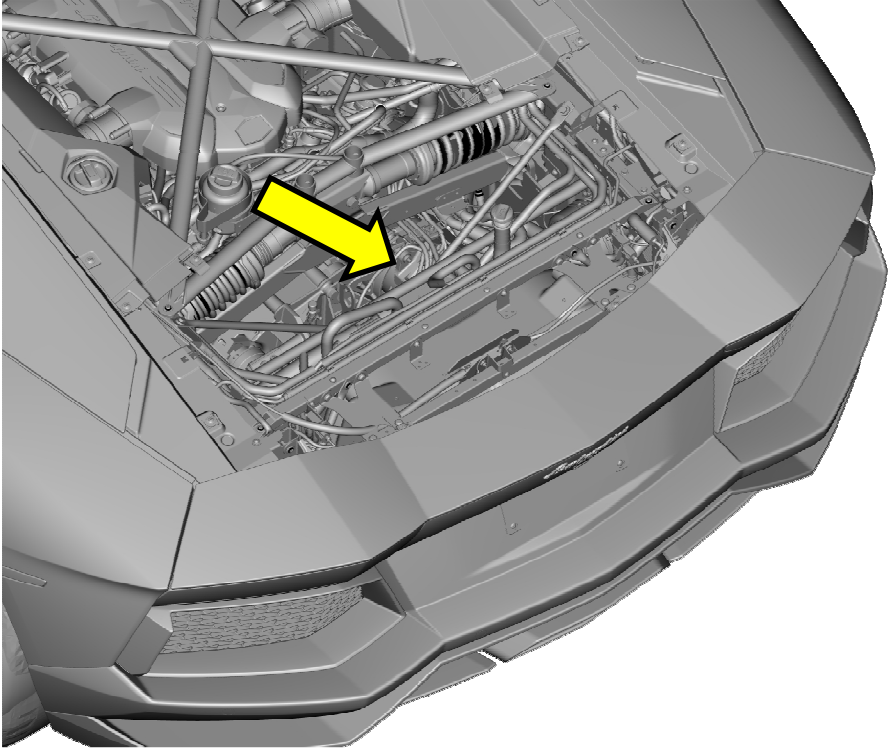
Fill out the Service and Recall Campaign section in the warranty booklet, which is shown in the figure below.

Automobili Lamborghini S.p.A.			
Campagne service assistenza e campagne di richiamo / Service-und Rückrufaktion / Service and Recall Campaign			
Service et campagne de rappel / Campaña de Servicio y Llamada a Taller			
Service/Service Service/Service Servicio	<input type="checkbox"/>	Richiamo/Rückruf Recall/Rappel Llamada a Taller	<input type="checkbox"/>
Numero/Nummer Number/Numéro Número	<input type="text"/>		
Data/Datum/Date/Date/Fecha	<input type="text"/>		
Data riparazione/Reparaturdatum Repair Data/Date de réparation Fecha reparación	<input type="text"/>		
Eseguito dal Concessionario / Ausgeführt von der Vertragswerkstatt / Done by the Dealer Efectuado por el concesionario / Efectuado por el Concesionario			
Firma / Unterschrift / Signature / Signature / Firma			
<hr/>			
Service/Service Service/Service Servicio	<input type="checkbox"/>	Richiamo/Rückruf Recall/Rappel Llamada a Taller	<input type="checkbox"/>
Numero/Nummer Number/Numéro Número	<input type="text"/>		
Data/Datum/Date/Date/Fecha	<input type="text"/>		
Data riparazione/Reparaturdatum Repair Data/Date de réparation Fecha reparación	<input type="text"/>		
Eseguito dal Concessionario / Ausgeführt von der Vertragswerkstatt / Done by the Dealer Efectuado por el concesionario / Efectuado por el Concesionario			
Firma / Unterschrift / Signature / Signature / Firma			
<hr/>			

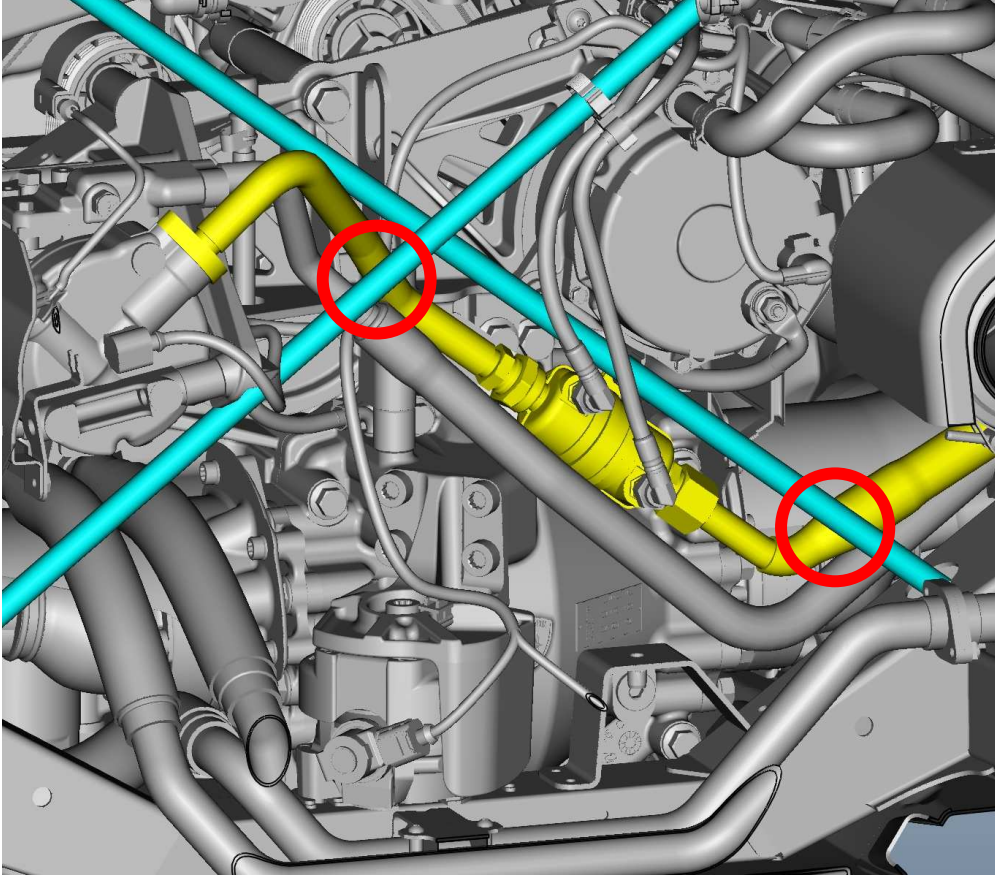

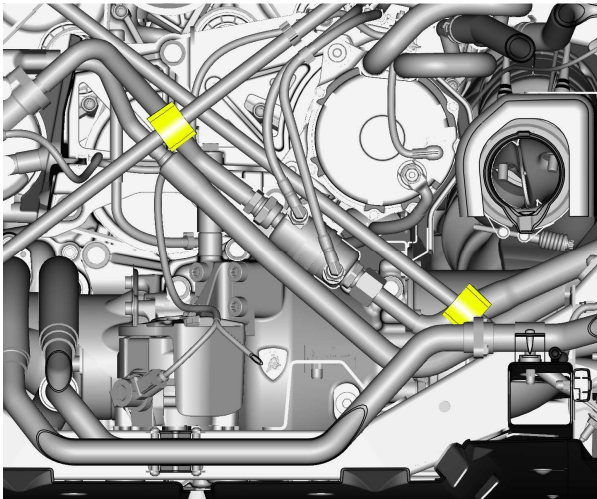
The information and procedures published below are strictly confidential and intended exclusively for authorized operators and individuals. All copyrights are the property of Automobili Lamborghini S.p.A based on copyright law. The company reserves the right to make updates and modifications. The reprinting, reproduction, forwarding to unauthorized people and/or to third parties and partial or entire translation thereof are prohibited without written authorization from Automobili Lamborghini S.p.A.



Operation description

1	Operation to be performed rigorously at cold engine!
2	Open rear hood (082700)
3	<p>Remove rear engine bay Es- thetical cover (081303).</p> 
4	<p>Localize the working area</p> 

The information and procedures published below are strictly confidential and intended exclusively for authorized operators and individuals. All copyrights are the property of Automobili Lamborghini S.p.A based on copyright law. The company reserves the right to make updates and modifications. The reprinting, reproduction, forwarding to unauthorized people and/or to third parties and partial or entire translation thereof are prohibited without written authorization from Automobili Lamborghini S.p.A.

<p>5</p>	<p>Localize the contact points between engine crossbars (cyan color) and Air conditioning hose (yellow) .</p> 
<p>6</p> <p></p> <p>Fit for each of the 2 points of contact between engine crossbars and A/C hose a rubber spacers- N10761201</p> <p>Make the A/C hose approach to crossbar to ensure they may eventually touch each other in the centre of spacer.</p>	
<p>7</p>	<p>Refit engine bay cover (081303).</p>

The information and procedures published below are strictly confidential and intended exclusively for authorized operators and individuals. All copyrights are the property of Automobili Lamborghini S.p.A based on copyright law. The company reserves the right to make updates and modifications. The reprinting, reproduction, forwarding to unauthorized people and/or to third parties and partial or entire translation thereof are prohibited without written authorization from Automobili Lamborghini S.p.A.



8	Close rear hood (082700)
----------	---------------------------------

Your Area Manager is at full disposal for further information.

Best regards

After Sales .

The information and procedures published below are strictly confidential and intended exclusively for authorized operators and individuals. All copyrights are the property of Automobili Lamborghini S.p.A based on copyright law. The company reserves the right to make updates and modifications. The reprinting, reproduction, forwarding to unauthorized people and/or to third parties and partial or entire translation thereof are prohibited without written authorization from Automobili Lamborghini S.p.A.